

OMB control number: 0938-134
Expiration Date: 02/28/2027

Quality Payment
PROGRAM

Merit-based Incentive Payment System (MIPS)

2024 MIPS Value Pathways (MVP)
Registration Guide



Table of Contents

<u>How To Use This Guide</u>	<u>3</u>
<u>MVP Registration Overview</u>	<u>5</u>
<u>MVP Registration: Registration Steps</u>	<u>8</u>
<u>Group Registration</u>	<u>14</u>
<u>Individual Registration</u>	<u>17</u>
<u>APM Entity Registration</u>	<u>21</u>
<u>Subgroup Registration</u>	<u>25</u>
<u>MVP Registration: Frequently Asked Questions</u>	<u>32</u>
<u>Help and Version History</u>	<u>36</u>

Purpose: This resource provides guidance on how to register for MVP reporting for the 2024 performance year.

Skip ahead by clicking the links in the Table of Contents.




How to Use This Guide

How to Use This Guide

Please Note: This guide was prepared for informational purposes only and isn't intended to grant rights or impose obligations. The information provided is only intended to be a general summary. It isn't intended to take the place of the written law, including the regulations. We encourage readers to review the specific statutes, regulations, and other interpretive materials for a full and accurate statement of their contents.

Table of Contents

The Table of Contents is interactive. Click on a Chapter in the Table of Contents to read that section.  You can also click on the icon on the bottom left to go back to the Table of Contents.

Hyperlinks

Hyperlinks to the [Quality Payment Program website](#) are included throughout the guide to direct the reader to more information and resources.



MVP Registration: Overview

Overview

MVPs are one way to meet your MIPS reporting requirements for the 2024 performance year. You must register in advance to report an MVP.

- **NEW FOR 2024:** To register, you'll sign in to the [QPP website](#) with your HCQIS Access and Roles Profile (HARP) account. This is different from the 2023 process of completing an Excel form and emailing the QPP Service Center.

You must have a HARP account and QPP Security Official role to complete the MVP Registration.

- For more information on HARP accounts, please refer to the Register for a HARP Account document in the [QPP Access User Guide \(ZIP, 3MB\)](#).
- For more information on obtaining the QPP Security Official role, review the Connect to an Organization document in the [QPP Access User Guide \(ZIP, 3MB\)](#).

MVP Implementation Guide

For more information about MVP reporting, refer to the [2024 MVP Implementation Guide \(PDF\)](#)

Overview (Continued)

2024 MVP Registration Timeline

April 1,
2024

MVP Registration opens
April 1, 2024

July 1,
2024

- To report the CAHPS for MIPS Survey as part of an MVP, you must complete your MVP registration by July 1, 2024, to align with the CAHPS for MIPS registration deadline.
- You must separately register to participate in the CAHPS for MIPS Survey.
- CAHPS for MIPS Survey registration closes at 8pm ET, July 1, 2024.

December
2, 2024

MVP registration
deadline for those **not**
reporting the CAHPS for
MIPS Survey.

- Registration closes at 8pm ET, December 2, 2024.



MVP Registration: Registration Steps

Sign into Your QPP Account

With your HARP credentials, sign into your QPP Account on the [QPP website](#).

MVP and subgroup registration is limited to users with the QPP Security Official role for the practice (Tax Identification Number [TIN]) or APM Entity.

- Security officials for the practice (TIN) can complete individual, group and subgroup registrations.

Don't have a HARP ID or the QPP Security Official role? Refer to [this FAQ](#) for more information

Home /

QPP Account

Sign in to QPP

User ID

Password [Show password](#)

[Forgot user ID or password](#)

If you are a representative of a Shared Savings Program ACO and can access the ACO Management System (ACO-MS), then you can sign in to QPP using the same User ID and Password.

[Sign in >](#)

OR

[Register for QPP](#)

*The screenshots included in this user guide were based on the QPP test environment. Because we are always working to incorporate feedback and improve the experience, there may be differences between these screenshots and what you see on the [QPP website](#).

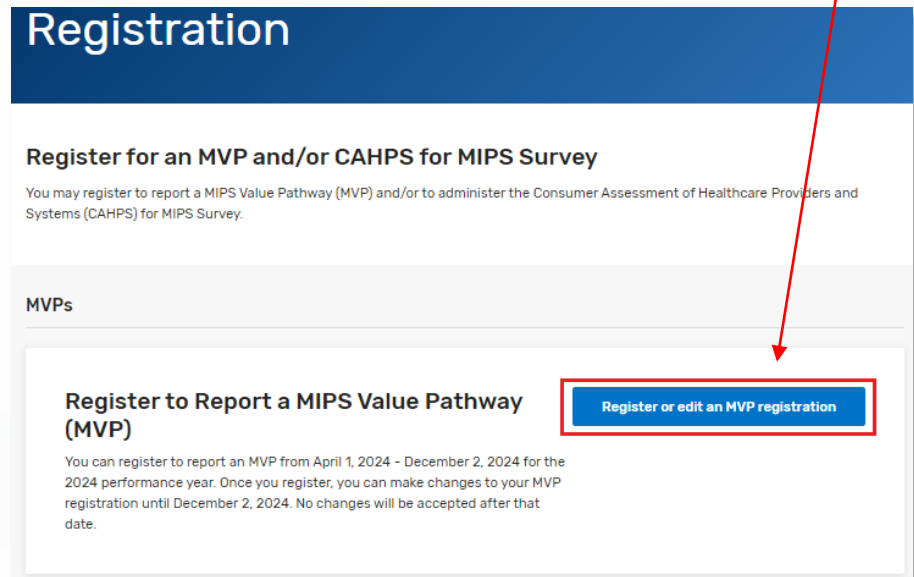
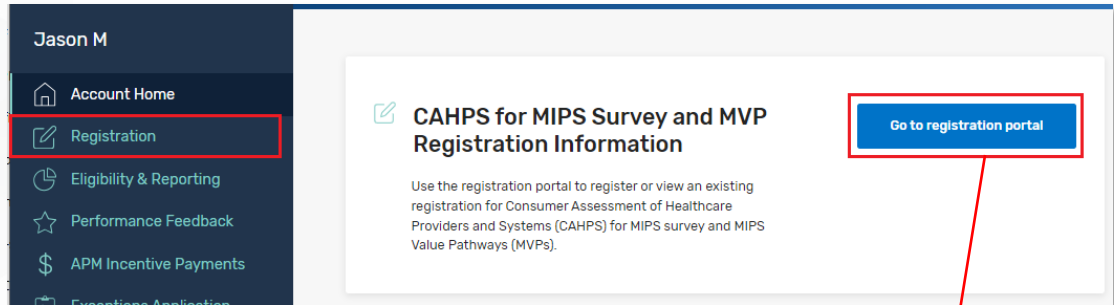
Navigate to the Registration Portal

Once you're signed into your account, select:

- The **Registration** tab in the left-hand navigation menu, then click + **Register or edit an MVP registration**

OR

- The **Go to registration portal** quick link on the home page then click + **Register or edit an MVP registration**



*The screenshots included in this user guide were based on the QPP test environment. Because we are always working to incorporate feedback and improve the experience, there may be differences between these screenshots and what you see on the [QPP website](#).

Select Your Organization

Find the organization for which you are wanting to register for MVP reporting. Most users will only have access to one organization type.

- If you have access to multiple organization types, you will see them tabbed across the top of the page. Click an organization type to view the list of associated organizations you can access.
- Once an organization type is selected, choose the organization registering to report MVP. You can filter by registration status or search by the Practice Name, if you have multiple organizations on your account.
- If registering for an [Alternative Payment Model \(APM\) Entity](#), skip ahead to that section.

The screenshot displays the 'MVP Registration' interface. At the top, there are two tabs: 'APM Entities' and 'Practices', with 'Practices' being the active tab. Below the tabs, the heading 'Practices' is followed by the instruction 'Select a practice from the list below to register to report an MVP.' A search bar labeled 'Search by Practice Name' is visible. A 'Filter' dropdown menu is open, showing options: 'All', 'Completed registration', 'Incomplete registration', and 'Not registered'. The 'All' option is currently selected.

*The screenshots included in this user guide were based on the QPP test environment. Because we are always working to incorporate feedback and improve the experience, there may be differences between these screenshots and what you see on the [QPP website](#).

Select Your Organization (Continued)

You can't voluntarily report or opt-in to MVP reporting; you must be MIPS eligible to report an MVP. Participants not eligible to register for MVP reporting will see **Not MIPS Eligible** and the register options, will be greyed out. Virtual Groups are not able to register to report for MVP reporting.

Dittrich, Krajíček and Urbanová ?

TIN: | 414 Treutel Plains Apt. 779, South Shawnaamouth, NJ 116646997

NOT MIPS ELIGIBLE

Individuals ?

Registered: 0

Subgroups ?

Registered: 0

Register group

Register an individual

Register a subgroup

*The screenshots included in this user guide were based on the QPP test environment. Because we are always working to incorporate feedback and improve the experience, there may be differences between these screenshots and what you see on the [QPP website](#).

Select MVP Reporting Option

Select the appropriate reporting option, for the selected Practice.
Select the reporting option below, to jump ahead in this guide

- [Register Group](#)
- [Register an Individual](#)
- [Register a Subgroup](#)
- [Register an Alternative Payment Model \(APM\) Entity](#)

Scoring Org 18 ⓘ

TIN: 000893695 | 1043 Wallace Plains Suite 8992, North Joseburgh, DC 583318040078750

✔ MIPS ELIGIBLE

Individuals ⓘ

Registered: 0

Subgroups ⓘ

Registered: 0

Register group

Register an individual

Register a subgroup

*The screenshots included in this user guide were based on the QPP test environment. Because we are always working to incorporate feedback and improve the experience, there may be differences between these screenshots and what you see on the [QPP website](#).

NOTE: For more information about the MVP reporting options, refer to the [2024 MVP Implementation Guide \(PDF\)](#)



MVP Registration – Group

You'll need to identify the MVP being selected for reporting along with the population health measure the MVP participant wishes to be evaluated on.

Scoring reminder: If the MVP participant doesn't meet requirements for the population health measure selected during registration, the measure will be excluded from scoring.

MVP Registration Details

You are registering to report an MVP as Scoring Org 18 (TIN: 000893695)

*** Select an MVP**

To learn more about the available MVPs, [visit Explore MVPs](#).

Supportive Care for Neurodegenerative Conditions (M0004) ▼

*** Select a Population Health Measure**

We'll automatically calculate your selected population health measure for you. If you don't meet requirements for your selected population health measure, we'll exclude the measure from scoring.

Hospital-Wide, 30-Day, All-Cause Unplanned Readmission (HWR) Rate for the Merit-Based Incentive Payment System (MIPS) Groups (479) ✓ ▼

Items marked with a red asterisk (*), are required fields.

Changes will be automatically saved as the MVP registration is completed, as indicated, at the top of the screen.

✓ ALL CHANGES SAVED

*The screenshots included in this user guide were based on the QPP test environment. Because we are always working to incorporate feedback and improve the experience, there may be differences between these screenshots and what you see on the [QPP website](#).



MVP Registration – Group (Continued)

When registering for an MVP that includes an outcomes-based administrative claims measure, you'll be prompted to indicate whether the MVP participant would like to be evaluated on it as 1 of their quality measures.

Scoring reminder: If the MVP participant doesn't meet case minimum for the outcomes-based administrative claims measure, they'll receive 0 out of 10 points for the required outcome measure unless they submit another outcome measure.

MVP Registration Details

You are registering to report an MVP as **ITScoring-53 (TIN: 000043553)**

*** Select an MVP**

To learn more about the available MVPs, [visit Explore MVPs](#).

Improving Care for Lower Extremity Joint Repair (G0058) ▼

*** Select a Population Health Measure**

We'll automatically calculate your selected population health measure for you. If you don't meet requirements for your selected population health measure, we'll exclude the measure from scoring.

Hospital-Wide, 30-Day, All-Cause Unplanned Readmission (HWR) Rate for the Merit-Based Incentive Payment System (MIPS) Groups (479) ▼

Select an Outcomes-based Administrative Claims Measure (optional)

You have the option to select this measure as 1 of your 4 required quality measures. If you don't meet case minimum you'll receive a 0 out of 10 points for this measure unless you submit an additional outcome measure (3 points for small practices).

Risk-standardized complication rate (RSCR) following elective primary total hip arthroplasty (THA) and/or total knee arthroplasty (TKA) for Merit-based Incentive Payment System (MIPS) (480) ✓ ▼

*The screenshots included in this user guide were based on the QPP test environment. Because we are always working to incorporate feedback and improve the experience, there may be differences between these screenshots and what you see on the [QPP website](#).



MVP Registration – Group (Continued)

After all required fields are completed, select **Back to MVP Registration**, to be taken back to the MVP Registration page. The practice for which the MVP Registration was completed, will now display an **MVP Registration Status** with **Complete**. A Registration Summary may also be download, for your records.

If no other types of MVP registrations are needed, skip ahead in this guide, to the [Frequently Asked Questions](#) section.

*The screenshots included in this user guide were based on the QPP test environment. Because we are always working to incorporate feedback and improve the experience, there may be differences between these screenshots and what you see on the [QPP website](#).

Scoring Org 18

TIN: 000893695 | 1043 Wallace Plains Suite 8992, North Joseburgh, DC 583318040078750

MVP: Supportive Care for Neurodegenerative Conditions (M0004)

Population Health Measure: Hospital-Wide, 30-Day, All-Cause Unplanned Readmission (HWR)

Rate for the Merit-Based Incentive Payment System (MIPS) Groups (479)

MVP Registration Status:  Complete 

 [Download Registration Summary](#)

 MIPS ELIGIBLE

[Edit group registration](#)

NOTE: If at any point during the registration process, you want to delete your MVP registration, select Delete Registration, at the top of the page. Registrations may be deleted or edited until the deadline of closes Monday, December 2, 2024, at 8 p.m. ET

 [Delete Registration](#)

MVP Registration – Individual

Individual National Provider Identifier (NPI)s, are displayed, on the Manage Individual Registration page. You can narrow results, by searching for a full or partial NPI. The page also allows for filtering based on the status of their MVP registration

Select **Register Individual** on the NPI the MVP registration is being completed for.

NOTE: Participants not eligible to register for MVP reporting will be labeled Not MIPS Eligible and the register option, will be grayed out.

Manage Individual Registration

Filter: All Search: Search by full or partial NPI

Showing 4 of 4 Individuals

Scoring Org 18 Clinician 4

Scoring Org 18

Specialty: Physician/General Surgery

NPI: 0000217832 | 1043 Wallace Plains Suite 8992, North Joseburgh, DC

583318040078750

MIPS ELIGIBLE

Register Individual

Blažena Gotthard
Rutherford, Wehner and Beier

Specialty: Physician/Family Practice

NPI: 1396853008 | 65373 Corwin Mountains Apt. 195, West Tristonchester, MD

23276177

NOT MIPS ELIGIBLE

Register individual

*The screenshots included in this user guide were based on the QPP test environment. Because we are always working to incorporate feedback and improve the experience, there may be differences between these screenshots and what you see on the [QPP website](#).



MVP Registration – Individual (Continued)

You'll need to identify the MVP being selected for reporting along with the population health measure the MVP participant wishes to be evaluated on.

Scoring reminder: If the MVP participant doesn't meet requirements for the population health measure selected during registration, the measure will be excluded from scoring.

MVP Registration Details

You are registering to report an MVP for Scoring Org 18 Clinician 4 (NPI: 0000217832)

* Select an MVP

To learn more about the available MVPs, [visit Explore MVPs](#).

Supportive Care for Neurodegenerative Conditions (M0004) ▼

* Select a Population Health Measure

We'll automatically calculate your selected population health measure for you. If you don't meet requirements for your selected population health measure, we'll exclude the measure from scoring.

Hospital-Wide, 30-Day, All-Cause Unplanned Readmission (HWR) Rate for the Merit-Based Incentive Payment System (MIPS) Groups (479) ✓ ▼

Items marked with a red asterisk (*), are required fields.

Changes will be automatically saved as the MVP registration is completed, as indicated, at the top of the screen.

✓ ALL CHANGES SAVED

*The screenshots included in this user guide were based on the QPP test environment. Because we are always working to incorporate feedback and improve the experience, there may be differences between these screenshots and what you see on the [QPP website](#).



MVP Registration – Individual (Continued)

When registering for an MVP that includes an outcomes-based administrative claims measure, you'll be prompted to indicate whether the MVP participant would like to be evaluated on it as 1 of their quality measures.

Scoring reminder: If the MVP participant doesn't meet case minimum for the outcomes-based administrative claims measure, they'll receive 0 out of 10 points for the required outcome measure unless they submit another outcome measure.

MVP Registration Details

You are registering to report an MVP for Two Scoring-53 (NPI: 0642481556)

*** Select an MVP**

To learn more about the available MVPs, [visit Explore MVPs](#).

Improving Care for Lower Extremity Joint Repair (G0058) ▼

*** Select a Population Health Measure**

We'll automatically calculate your selected population health measure for you. If you don't meet requirements for your selected population health measure, we'll exclude the measure from scoring.

Hospital-Wide, 30-Day, All-Cause Unplanned Readmission (HWR) Rate for the Merit-Based Incentive Payment System (MIPS) Groups (479) ▼

Select an Outcomes-based Administrative Claims Measure (optional)

You have the option to select this measure as 1 of your 4 required quality measures. If you don't meet case minimum you'll receive a 0 out of 10 points for this measure unless you submit an additional outcome measure (3 points for small practices).

Risk-standardized complication rate (RSCR) following elective primary total hip arthroplasty (THA) and/or total knee arthroplasty (TKA) for Merit-based Incentive Payment System (MIPS) (480) ✓ ▼

*The screenshots included in this user guide were based on the QPP test environment. Because we are always working to incorporate feedback and improve the experience, there may be differences between these screenshots and what you see on the [QPP website](#).



MVP Registration – Individual (Continued)

After all required fields are completed, select **Back to MVP Registration**, to be taken back to the MVP Registration page. The NPI for which the MVP Registration was completed, will now display an **MVP Registration Status with Complete**. A Registration Summary may also be download, for your records.

If no other types of MVP registrations are needed, skip ahead in this guide, to the [Frequently Asked Questions](#) section.

Scoring Org 18 Clinician 4

Scoring Org 18

Specialty: Physician/General Surgery

NPI: 0000217832 | 1043 Wallace Plains Suite 8992, North Joseburgh, DC
583318040078750

MVP: Supportive Care for Neurodegenerative Conditions (M0004)

Population Health Measure: Hospital-Wide, 30-Day, All-Cause Unplanned

Readmission (HWR) Rate for the Merit-Based Incentive Payment System (MIPS)
Groups (479)

MVP Registration Status: ✓ Complete ?

[Download Registration Summary](#)

✓ MIPS ELIGIBLE

[Edit individual registration](#)

*The screenshots included in this user guide were based on the QPP test environment. Because we are always working to incorporate feedback and improve the experience, there may be differences between these screenshots and what you see on the [QPP website](#).

NOTE: If at any point during the registration process, you want to delete your MVP registration, select Delete Registration, at the top of the page. Registrations may be deleted or edited until the deadline of closes Monday, December 2, 2024 at 8 p.m. ET

[Delete Registration](#)



MVP Registration – APM Entity

Select **Register APM Entity** for the APM entity an MVP registration is being completed for.

If you have multiple APM Entities on your account, you can search by the APM Entity name or filter by MVP registration status.

The screenshot shows the 'MVP Registration' interface. At the top, there are tabs for 'APM Entities' and 'Practices'. The 'APM Entities' tab is selected. Below the tabs, the heading 'APM Entities' is displayed. A sub-heading reads 'Select an APM entity from the list below to register to report an MVP.' There are two input fields: a 'Filter' dropdown menu set to 'All' and a 'Search' text box with the placeholder 'Search by APM Entity Name' and a search icon. Below these fields, it says 'Showing 1 of 1 APM Entities'. A single entity card is shown for 'Hansen-Lind'. The card includes the text 'MIPS APM | APM Entity ID: CA1196 | PRIMARY CARE FIRST MODEL' and a green checkmark icon followed by 'MIPS ELIGIBLE'. A blue button labeled 'Register APM entity' is located on the right side of the card and is highlighted with a red rectangular border.

*The screenshots included in this user guide were based on the QPP test environment. Because we are always working to incorporate feedback and improve the experience, there may be differences between these screenshots and what you see on the [QPP website](#).



MVP Registration – APM Entity

You'll need to identify the MVP being selected for reporting along with the population health measure the MVP participant wishes to be evaluated on.

Scoring reminder: If the MVP participant doesn't meet requirements for the population health measure selected during registration, the measure will be excluded from scoring.

MVP Registration Details

You are registering to report an MVP as Hansen-Lind (APM Entity ID: CA1196)

*** Select an MVP**

To learn more about the available MVPs, [visit Explore MVPs](#).

Supportive Care for Neurodegenerative Conditions (M0004) ▾

*** Select a Population Health Measure**

We'll automatically calculate your selected population health measure for you. If you don't meet requirements for your selected population health measure, we'll exclude the measure from scoring.

Hospital-Wide, 30-Day, All-Cause Unplanned Readmission (HWR) Rate for the Merit-Based Incentive Payment System (MIPS) Groups (479) ✓ ▾

Items marked with a red asterisk (*), are required fields.

Changes will be automatically saved as the MVP registration is completed, as indicated, at the top of the screen.

✓ ALL CHANGES SAVED

*The screenshots included in this user guide were based on the QPP test environment. Because we are always working to incorporate feedback and improve the experience, there may be differences between these screenshots and what you see on the [QPP website](#).



MVP Registration – APM Entity (Continued)

When registering for an MVP that includes an outcomes-based administrative claims measure, you'll be prompted to indicate whether the MVP participant would like to be evaluated on it as 1 of their quality measures.

Scoring reminder: If the MVP participant doesn't meet case minimum for the outcomes-based administrative claims measure, they'll receive 0 out of 10 points for the required outcome measure unless they submit another outcome measure.

MVP Registration Details

You are registering to report an MVP as **Lozano, Smith and Stein (APM Entity ID: CA1196)**

* Select an MVP

To learn more about the available MVPs, [visit Explore MVPs](#).

Improving Care for Lower Extremity Joint Repair (G0058) ▼

* Select a Population Health Measure

We'll automatically calculate your selected population health measure for you. If you don't meet requirements for your selected population health measure, we'll exclude the measure from scoring.

Hospital-Wide, 30-Day, All-Cause Unplanned Readmission (HWR) Rate for the Merit-Based Incentive Payment System (MIPS) Groups (479) ▼

Select an Outcomes-based Administrative Claims Measure (optional)

You have the option to select this measure as 1 of your 4 required quality measures. If you don't meet case minimum you'll receive a 0 out of 10 points for this measure unless you submit an additional outcome measure (3 points for small practices).

Risk-standardized complication rate (RSCR) following elective primary total hip arthroplasty (THA) and/or total knee arthroplasty (TKA) for Merit-based Incentive Payment System (MIPS) (480) ✓ ▼

*The screenshots included in this user guide were based on the QPP test environment. Because we are always working to incorporate feedback and improve the experience, there may be differences between these screenshots and what you see on the [QPP website](#).



MVP Registration – APM Entity (Continued)

After all required fields are completed, select **Back to MVP Registration**, to be taken back to the MVP Registration page. The APM Entity for which the MVP Registration was completed, will now display an **MVP Registration Status** with **Complete**. A

Registration Summary may also be download, for your records.

If no other types of MVP registrations are needed, skip ahead in this guide, to the [Frequently Asked Questions](#) section.

*The screenshots included in this user guide were based on the QPP test environment. Because we are always working to incorporate feedback and improve the experience, there may be differences between these screenshots and what you see on the [QPP website](#).

Hansen-Lind

MIPS APM | APM Entity ID: CA1196 | PRIMARY CARE FIRST MODEL

MVP: Advancing Care for Heart Disease (G0055)

Population Health Measure: Hospital-Wide, 30-Day, All-Cause Unplanned Readmission (HWR) Rate for the Merit-Based Incentive Payment System (MIPS) Groups (479)

MVP Registration Status: ✔ Complete ?

[Download Registration Summary](#)

✔ MIPS ELIGIBLE

[Edit APM entity registration](#)

NOTE: If at any point during the registration process, you want to delete your MVP registration, select Delete Registration, at the top of the page. Registrations may be deleted or edited until the deadline of closes Monday, December 2, 2024 at 8 p.m. ET

[Delete Registration](#)

MVP Registration – Subgroup


On the Manage Subgroup
Registration page, select
Register a subgroup

Scoring Org 18

TIN: 000893695 | 1043 Wallace Plains Suite 8992, North Joseburgh, DC 583318040078750

Associated Subgroups

If you have already registered a subgroup, select one of the subgroups below to view and edit details.

 Register a subgroup

Filter

All

Search

Search by Subgroup name

Showing 0 of 0 Subgroups

*The screenshots included in this user guide were based on the QPP test environment. Because we are always working to incorporate feedback and improve the experience, there may be differences between these screenshots and what you see on the [QPP website](#).

Items marked with a red asterisk (*), are required fields.

Changes will be automatically saved as the MVP registration is completed, as indicated, at the top of the screen.

 ALL CHANGES SAVED



MVP Registration – Subgroup (Continued)

Subgroups require additional information, beyond what a Group or Individual require. For these categories, do not include Personal Identifiable Information (PII) or your Tax Identification Number (TIN).

Subgroup Name: This is the name that would be used for public reporting on Medicare Care Compare.

NOTE: After entering a Subgroup name, press Tab on your keyboard or click outside of the subgroup name field, to advance to the remaining Subgroup information.

Subgroup Composition: Select single-specialty or multi-specialty, based on the composition of your subgroup.

Subgroup Composition Narrative (Informational Purposes Only): Describe and provide rationale for how you chose which clinicians to include in this subgroup. Example: "This subgroup represents our west side practice, which uses one EHR platform and collaborates on patient care across orthopedic surgeons, physical therapists, nurse practitioners (NPs), and other associated clinicians."

*The screenshots included in this user guide were based on the QPP test environment. Because we are always working to incorporate feedback and improve the experience, there may be differences between these screenshots and what you see on the [QPP website](#).

Subgroup & MVP Registration Details

You are registering to report an MVP as a subgroup of Scoring Org 18 (TIN: 000893695).

* What is the subgroup's name? (Name will be used for public reporting.) ?

* Subgroup Composition ?

- Single-specialty subgroup
- Multi-specialty subgroup

* Subgroup Composition Narrative (for informational purposes only)

Describe and provide rationale for how you chose which clinicians to include in this subgroup. Example: "This subgroup represents our west side practice, which uses one EHR platform and collaborates on patient care across orthopedic surgeons, physical therapists, nurse practitioners (NPs), and other associated clinicians."

TIP: After the Subgroup Name is entered, a Subgroup ID will be generated by the system. This unique ID will be needed during data submission time, so it's important to make note of it.

Subgroup Name (Subgroup ID: SG-00000762)



MVP Registration – Subgroup (Continued)

You'll need to identify the MVP being selected for reporting along with the population health measure the MVP participant wishes to be evaluated on.

Population health measures:

Scoring reminder: If the MVP participant doesn't meet requirements for the population health measure selected during registration, the measure will be excluded from scoring.

Subgroups will be evaluated on the selected population health measure at the affiliated group level (all clinicians in the practice).

* Select an MVP

To learn more about the available MVPs, [visit Explore MVPs](#).

Supportive Care for Neurodegenerative Conditions (M0004)

* Select a Population Health Measure

We'll automatically calculate your selected population health measure for you. If you don't meet requirements for your selected population health measure, we'll exclude the measure from scoring.

Hospital-Wide, 30-Day, All-Cause Unplanned Readmission (HWR) Rate for the Merit-Based Incentive Payment System (MIPS) Groups (479)

*The screenshots included in this user guide were based on the QPP test environment. Because we are always working to incorporate feedback and improve the experience, there may be differences between these screenshots and what you see on the [QPP website](#).

MVP Registration – Subgroup (Continued)

Add clinicians to the subgroup

Check the box next to each clinician to be included in the subgroup. Your subgroup must include at least 2 clinicians and at least one individually eligible MIPS eligible clinician (identified by Individual status in the Eligibility column).

1 clinicians in the Subgroup Name

INCOMPLETE Select at least 2 clinicians
COMPLETE Include at least 1 individually eligible MIPS eligible clinician

Search

Search by NPI, Name, or Specialty

<input type="checkbox"/>	First Name	Last Name	NPI	Specialty	Eligibility
<input type="checkbox"/>	Scoring APM NPF	Group Only	0485626143	Physician/General Practice	✔ INDIVIDUAL
<input type="checkbox"/>	Scoring APM NPF	Group & Indiv	0863202871	Physician/General Practice	✔ INDIVIDUAL
<input type="checkbox"/>	Scoring Org 18	Clinician 3	0000762993	Physician/General Surgery	✔ INDIVIDUAL
<input checked="" type="checkbox"/>	Scoring Org 18	Clinician 4	0000217832	Physician/General Surgery	✔ INDIVIDUAL

2 clinicians in the Subgroup Name

COMPLETE Select at least 2 clinicians
COMPLETE Include at least 1 individually eligible MIPS eligible clinician

The Incomplete status will update to complete as the two requirements are met

*The screenshots included in this user guide were based on the QPP test environment. Because we are always working to incorporate feedback and improve the experience, there may be differences between these screenshots and what you see on the [QPP website](#).



MVP Registration – Subgroup (Continued)

Another way to add clinicians to the subgroup is to download a file of all clinicians in the practice/TIN.

Within the file, choose "yes" from the dropdown, in column A, **Include in Subgroup**. Save the workbook to your computer and select **Continue to upload** within the Select Subgroup Members, section in the Registration Portal.

Upload the file.

* Select Subgroup Members

Check the box next to each clinician to be included in the subgroup. Your subgroup must include at least 2 clinicians and at least one individually eligible MIPS eligible clinician (identified by Individual status in the Eligibility column).

OR

Download a file of all clinicians in the practice/TIN. Choose "yes" from the dropdown list in the Add to Subgroup column for each clinician you wish to add to the subgroup. You can safely exit out of this process if you choose, work in the file, and once you return, select "Continue to Upload".

	Include in Subgroup	First Name
0		Scoring APM NPF
1		Scoring APM NPF
2	Yes	Scoring Org 18
3		Scoring Org 18

The Incomplete status will update to complete as the two requirements are met

2 clinicians in the Subgroup Name

- COMPLETE** Select at least 2 clinicians
- COMPLETE** Include at least 1 individually eligible MIPS eligible clinician

*The screenshots included in this user guide were based on the QPP test environment. Because we are always working to incorporate feedback and improve the experience, there may be differences between these screenshots and what you see on the [QPP website](#).



MVP Registration – Subgroup (Continued)

Upload the file by either dragging and dropping the file or navigating to the location the file is saved, on your computer. After a successful upload, select **Review subgroup members**, to confirm the changes, to the listed clinicians, on the screen.

Note: Uploading a file will overwrite any existing subgroup composition.

The Incomplete status will update to complete as the two requirements are met

2 clinicians in the Subgroup Name

- COMPLETE Select at least 2 clinicians
- COMPLETE Include at least 1 individually eligible MIPS eligible clinician

Upload File

You are uploading a subgroup member file for:

Subgroup Name
Subgroup ID: SG-00000762

✔ **Upload Successful**
Your file successfully uploaded. You can review your uploaded subgroup members in the table once you close this modal.

File(s) to upload(1)

✔ Subgroup Members.xlsx

↑ Upload different file

Review subgroup members

*The screenshots included in this user guide were based on the QPP test environment. Because we are always working to incorporate feedback and improve the experience, there may be differences between these screenshots and what you see on the [QPP website](#).



MVP Registration – Subgroup (Continued)

After all required fields are completed, select **Back to Manage Subgroup Registration**, to be taken back to the Manage Subgroup Registration page. The practice for which the MVP Registration was completed, will now display an **MVP Registration Status** with **Complete**. A Registration Summary may also be download, for your records.

Subgroup Name

Subgroup ID: SG-00000762

MVP Registration

MVP: Supportive Care for Neurodegenerative Conditions (M0004)

Population Health Measure: Hospital-Wide, 30-Day, All-Cause Unplanned

Readmission (HWR) Rate for the Merit-Based Incentive Payment System (MIPS)

Groups (479)

MVP Registration Status: ✔ Complete ?

↓ [Download Registration Summary](#)

✔ **MIPS ELIGIBLE**

[Edit subgroup registration](#)

NOTE: If at any point during the registration process, you want to delete your MVP registration, select Delete MVP and Subgroup Registration, at the top of the page. Registrations may be deleted or edited until the deadline of closes Monday, December 2, 2024 at 8 p.m. ET

[Delete MVP and Subgroup Registration](#)

*The screenshots included in this user guide were based on the QPP test environment. Because we are always working to incorporate feedback and improve the experience, there may be differences between these screenshots and what you see on the [QPP website](#).



MVP Registration: Frequently Asked Questions

Frequently Asked Questions

What do I do if I don't have a HARP ID or QPP Security Official role?

You need both a HARP ID and the QPP Security Official role for your organization to submit an MVP registration.

- The Security Official for a Practice organization can submit an MVP registration on behalf of an individual, subgroup or group MVP registration.
- The Security Official for an APM Entity organization can submit an APM Entity MVP registration.

To learn about HARP account registration, review **Step 1. Register for a HARP Account** in the [Quality Payment Program Access Guide \(ZIP 3MB\)](#).

To learn about QPP roles, review **Step 2a. Connect as an Organization** in the [Quality Payment Program Access Guide \(ZIP 3MB\)](#).

Can our third party intermediary complete our MVP (and subgroup if applicable) registration?

No. Only the practice or APM Entity Security Official can complete MVP registration.

Can we update our registration?

Yes, you can update your registration on the QPP Website until the deadline on **Monday, December 2, 2024 at 8 p.m. ET.**



Frequently Asked Questions

Once we're registered for an MVP, do we have to report it?

No. Even if you register to report an MVP, you can still choose to report traditional MIPS (or the APM Performance Pathway, APP, if applicable) instead (or in addition to your MVP reporting). As a reminder, the subgroup participation option is only available for MVP reporting; MIPS eligible clinicians that registered to report as a subgroup would need to report traditional MIPS or the APP as individuals, as a group or as an APM Entity (if applicable) if they don't report the MVP.

If you complete an MVP registration but don't ultimately report the MVP, you'll receive the highest final score that can be attributed to you from any reporting option and participation option, with the exception of virtual groups.

We would like to submit the Consumer Assessment of Healthcare Providers and Systems (CAHPS) for MIPS Survey for 1 of our 4 required quality measures, how do we do this?

If the MVP you've registered for, includes the CAHPS for MIPS Survey as an available quality measure, you'll need to complete a separate registration by July 1, 2024, at 8p.m. ET. Visit the QPP website to [learn more about CAHPS for MIPS Survey registration](#).

- Groups, subgroups*, and APM Entities that are registered to report the following 3 MVPs and intend to administer the CAHPS for MIPS Survey as 1 of their 4 quality measures:
 1. Adopting Best Practices and Promoting Patient Safety within Emergency Medicine MVP (MVP ID: G0057)
 2. Advancing Cancer Care MVP (MVP ID: M0001)
 3. Value in Primary Care MVP (MVP ID: M0005)



Frequently Asked Questions

Can we register and then become ineligible for reporting the MVP we registered for?

Yes, if you register to report an MVP as an individual or group*. You can't voluntarily report or opt-in to MVP reporting; you must be MIPS eligible to report an MVP.

Eligibility timeline:

- Initial 2024 MIPS eligibility was available in December 2023, before the 2024 MVP registration period.
- Final 2024 eligibility will be available by early December 2024.

Just as with traditional MIPS, individuals and groups that register for an MVP must confirm their final eligibility for the 2024 performance year when it's published on the [QPP Participation Status](#) tool.

An individual (identified by TIN/NPI combination) or group (identified by TIN) that becomes ineligible or opt-in eligible when final eligibility is released can't report the MVP they registered for.

Instead, they can:

1. Voluntarily report [traditional MIPS](#).
2. Opt-in to traditional MIPS reporting (if applicable).
3. Do nothing/don't report. (Ineligible and opt-in eligible clinicians and groups aren't required to report.)

***Please note that this doesn't apply to subgroups.** We only use initial eligibility results to determine a subgroup's eligibility to register for and report an MVP ([83 FR 70043](#)). If the subgroup's affiliated group becomes ineligible, or opt-in eligible, when final eligibility is released, the subgroup can still report the MVP for which they registered. If the subgroup reports, the MIPS eligible clinicians in the subgroup will receive the associated payment adjustment.

Where can I learn more about eligibility?

You can learn more about eligibility and how it can change by reviewing the [QPP website](#) and the [2024 MIPS Eligibility and Participation Quick Start Guide \(PDF, 1MB\)](#).



Help and Version History

Where Can You Go for Help?

Contact the Quality Payment Program Service Center by email at QPP@cms.hhs.gov, by creating a [QPP Service Center ticket](#), or by phone at 1-866-288-8292 (Monday through Friday, 8 a.m. - 8 p.m. ET).

People who are deaf or hard of hearing can dial 711 to be connected to a TRS Communications Assistant.

Visit the [Quality Payment Program website](#) for other [help and support information](#), to learn more about [MIPS](#), and to check out the resources available in the [Quality Payment Program Resource Library](#).

Visit the [Small Practices page](#) of the Quality Payment Program website where you can **sign up for the monthly QPP Small Practices Newsletter** and find resources and information relevant for small practices.



Version History

If we need to update this document, changes will be identified here.

DATE	DESCRIPTION
08/30/2024	Added OMB control number and expiration date on slide 1 and updated PRA disclosure language on slide 38.
06/25/2024	Updated to include PRA disclosure language.
05/17/2024	Updated to add new FAQ (p. 35)
04/01/2024	Original Posting.

According to the Paperwork Reduction Act of 1995 (44 U.S.C. 3501 et seq.), no persons are required to respond to a collection of information unless it displays a valid OMB control number. The valid OMB control number for this information collection is 0938-1314 (Expiration date: 2/28/2027). This information collection is the tool to register as an MVP to meet MIPS reporting requirements. The time required to complete this information collection varies per response, including the time to review instructions, search existing data resources, gather the data needed, to review and complete the information collection. This information collection is mandatory (Medicare Access and CHIP Reauthorization Act of 2015 (MACRA) (Pub. L. 114-10, April 16, 2015)) and all information collected will be kept private in accordance with regulations at 45 CFR 155.260, Privacy and Security of Personally Identifiable Information. Pursuant to this regulation, CMS may only use or disclose personally identifiable information to the extent that such information is necessary to carry out their statutory and regulatory mandated functions. If you have comments concerning the accuracy of the time estimate(s) or suggestions for improving this form, please write to: CMS, 7500 Security Boulevard, Attn: PRA Reports Clearance Officer, Mail Stop C4-26-05, Baltimore, MD 21244-1850. If you have questions or concerns regarding where to submit your documents, please contact QPP at gpp@cms.hhs.gov.

Under the Privacy Act of 1974 (5 U.S.C. 552a) any personally identifying information obtained will be kept private to the extent of the law.

