

The background of the top half of the page is a dark blue and purple gradient with a complex, glowing network of white and pink lines and dots, resembling a molecular structure or a data network. The Cencora logo is in the top left corner.

cencora

Practice Health Insights

Provider analytics

Unlock the power of your practice's data

Practice Health Insights is a comprehensive web-based application that combines practice data from pharmacy, clinical, and financial solutions into a single platform that provides key insights into practice performance.

Practice Health Insights offers you access to familiar tools and solutions such as InfoDive®, Protocol Analyzer, and SmartRx Analyzer, consolidating provider solutions under one login. The customizable dashboard offers key performance indicators (KPIs) and metrics specific to each area, transforming how you assess your practice by providing an innovative way to analyze KPIs efficiently.

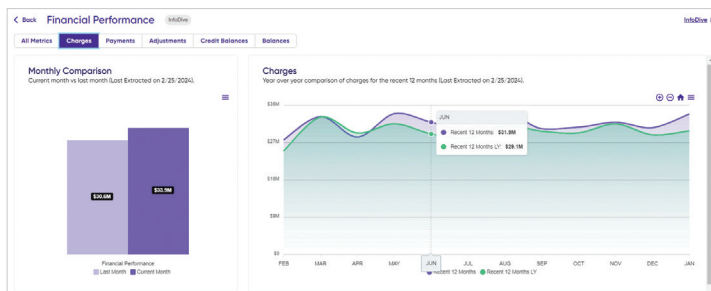
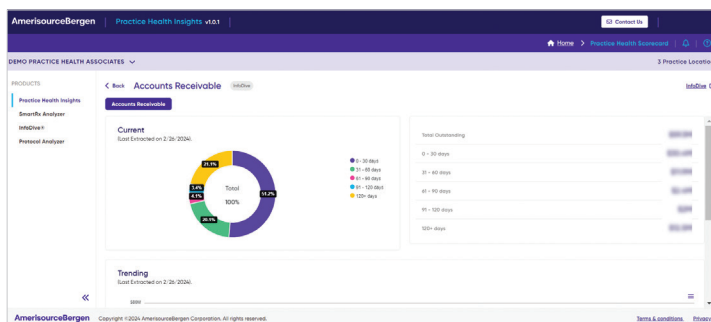
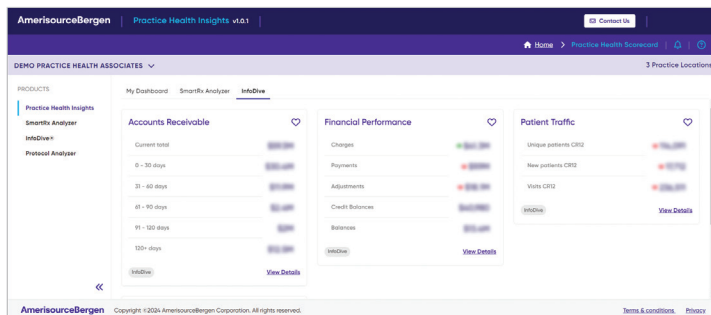
Key benefits

- **Streamlined access to multiple solutions:** Enjoy Single Sign-On access to InfoDive, Protocol Analyzer, and SmartRx Analyzer – and other Cencora solutions in the future.
- **Deepen your understanding:** Your financial and operational data presented in one convenient platform, with even more KPIs and metrics in the future. By offering a centralized hub for accessing essential tools and products, Practice Health Insights empowers you to enhance your decision-making processes and drive practice success.
- **Effortless navigation:** Move between solutions with just a few clicks. The platform also enhances functionality and navigation, making it easier for users to evaluate high-level KPIs, access tools and products quickly, and ultimately improve efficiency.
- **Continually developed:** Practice Health Insights will be developed to incorporate other Cencora solutions. Future enhancements will enable you to integrate data from different sources into unified cards, enabling a holistic view of various data sets within a single platform.

Key insights*

- **Financial performance:** Track financial performance over 12 month period and dive deeper into charges, payments, adjustments, and balance.
- **Accounts receivable:** Monitor accounts receivable by percentage in each aging category.
- **Patient traffic:** Measure and compare volume of New Patients, Unique Patients and Visits Face to Face for current year and previous year.
- **Dispense performance:** Track shifts in drug dispenses and insight into top providers, payers and drugs.
- **Gross Drug Margin:** Monitor Gross Drug Margins by month and dive deeper into the top five drugs drivers.

*Depending upon access or subscription to existing Cencora provider analytics solutions.



Get easier access and greater insight into your provider analytics data.

For more information,
email ProviderClientServices@IntrinsicQ.com
or call 833.884.4410.